



Connect HCL Notes with video conferencing services

The Problem

The groupware solution HCL Notes has no **direct interface to modern video conferencing services**, except to the in-house solution HCL Sametime. However, those who do not use Sametime have to create every video conference in the respective conferencing software such as Microsoft Teams or WebEx and manage the participant lists. This results in double work for the employees.

The advantages

HCL Notes/Domino customers can use **Notes2conf** to realize a consistent and **easy use and integration of video conferencing services**. There is no changes to the mail templates, nor are client or server side installations required. The **Notes2conf Gateway** takes over the coordinating role for the HCL Notes/Domino environment. **This enables intuitive user guidance**, fast and flexible selection and change of conferencing services and a cost-efficient environment design.

The Solution

It would be easier to create a calendar entry in **HCL Notes** as usual and automatically invite the participants to the video conference on the respective service. This is now possible with the **Notes2conf gateway**, which increases employee productivity and IT efficiency. **Notes2conf** currently offers an automated, cloud-based interface to Microsoft Teams, WebEx, Zoom and Go2Meeting. Additional video conferencing solutions will follow successively.

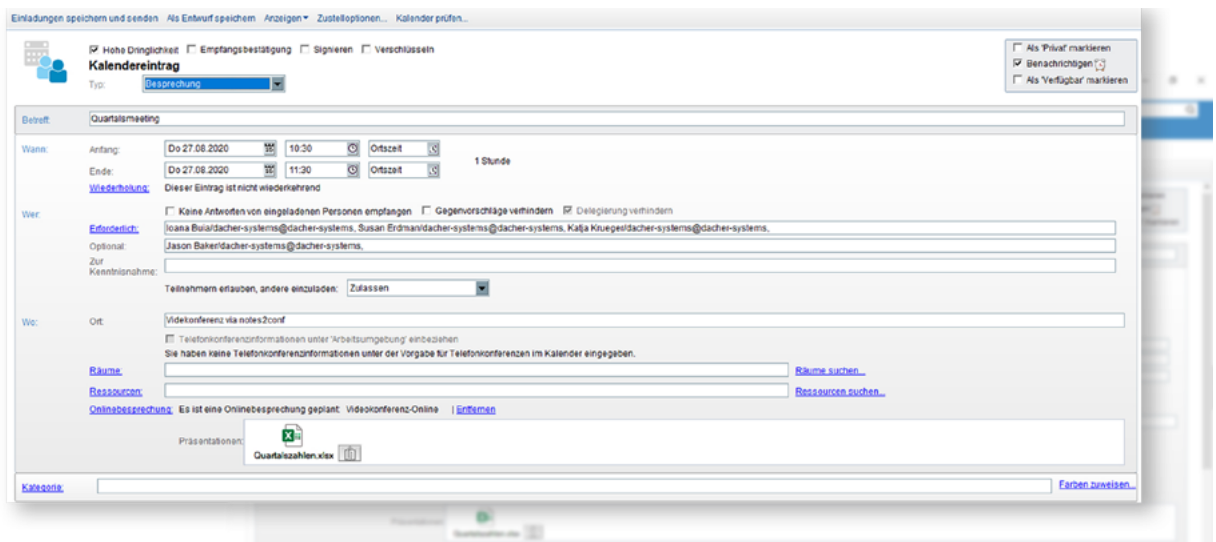
The Highlights

- ✓ **No installation on the server** Meetings
- ✓ **Meetings straight from the Notes client**
- ✓ **No changes of the mail template** Keine
- ✓ **No plugins & extensions required**
- ✓ **Free 14-day test version**

How Notes2conf works

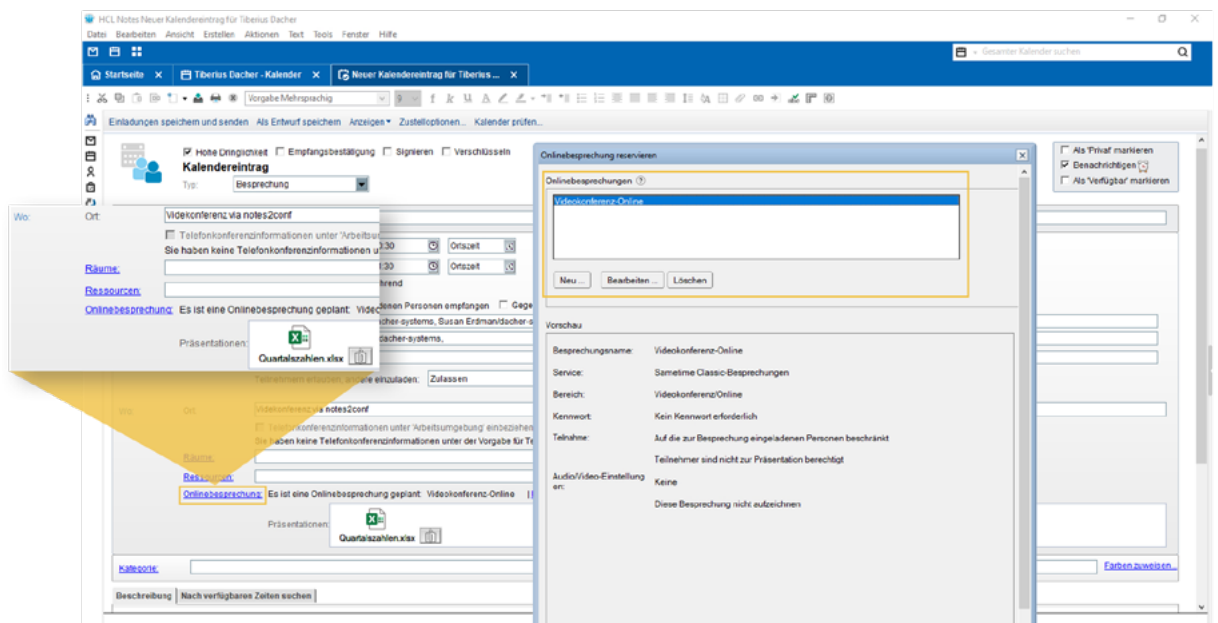
1

Create a new meeting in your HCL Notes client as usual.



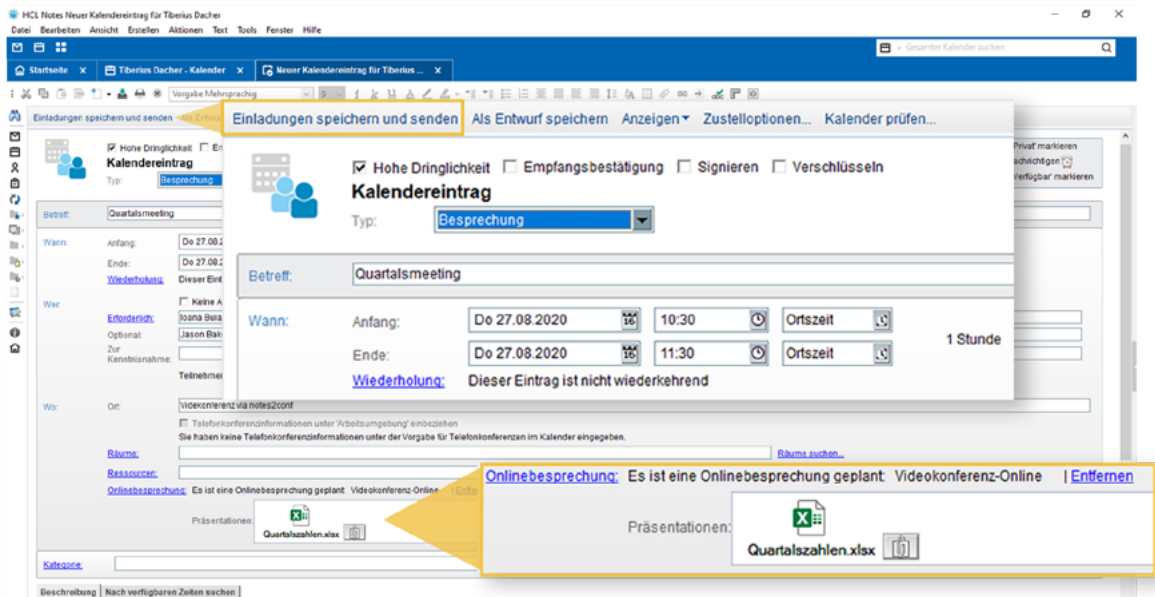
2

Use the standard function „Online meeting“ and add the desired video conferencing solution.



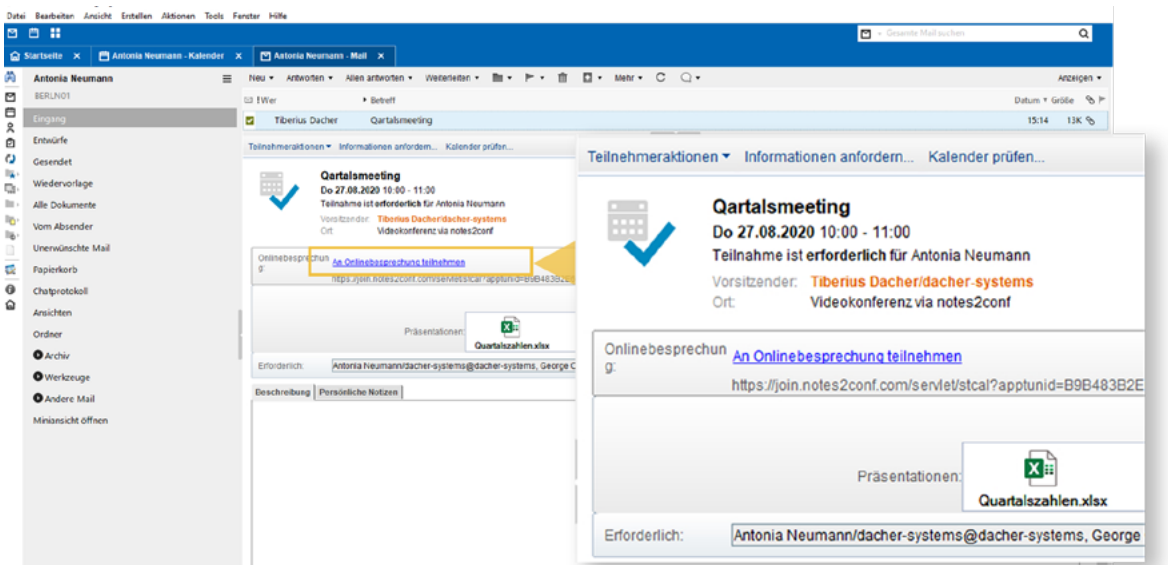
3

Add important information to your meeting in your HCL Notes calendar, including file attachments.



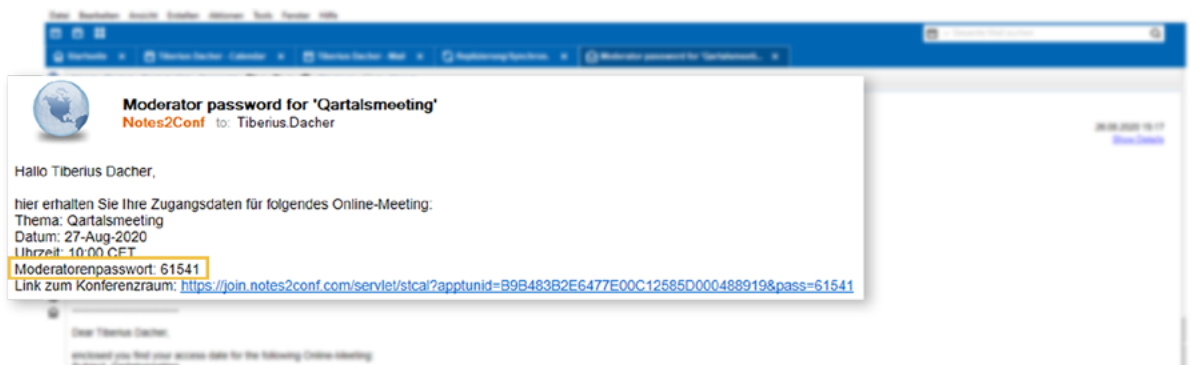
4

All participants will be invited by email, including the participation link.




5

The moderator/conference manager receives an email with the conference password.



6

To start the online conference, the participants are directed to the selected conferencing service via the Notes2conf gateway - no matter whether the moderator has chosen Microsoft Teams, WebEx, Zoom or Go2Meeting.



7

Moderator and participants share the video conferencing solution specified by the moderator. Only the moderator needs a corresponding license for MS Teams, Zoom, Go2Meeting or Webex.



Did we spark your interest?

Test the solution with your colleagues today, free of charge and without obligation.
Ask us about your test settings now or arrange a personal online presentation:
Contact person:

Contact person:

Dirk Krekeler | HCL Sales Manager

Email: krekeler@bueckerghmbh.de

Phone: +49 (2131) 20 98 904

